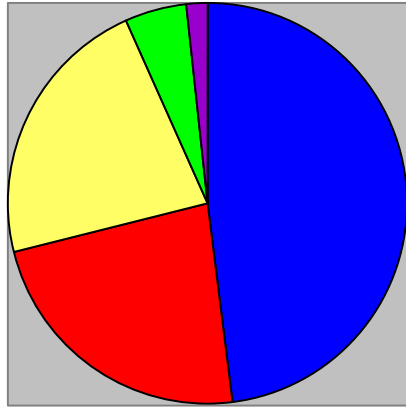


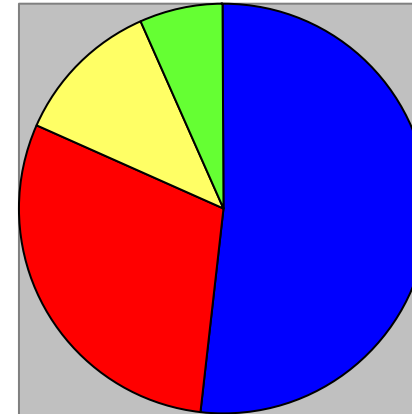
Michael Wills MP 2008 Resident Survey Responses

Question 1: How well do you think Michael is working for Swindon?



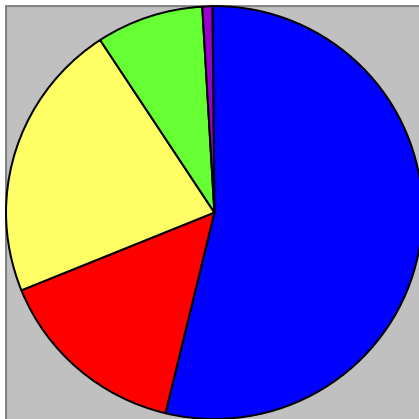
- Very well (48%)**
- Well (23%)**
- Satisfactorily (22%)**
- Poorly (5%)**
- Very poorly (2%)**

Question 2: How many times have you contacted Michael in the past year?



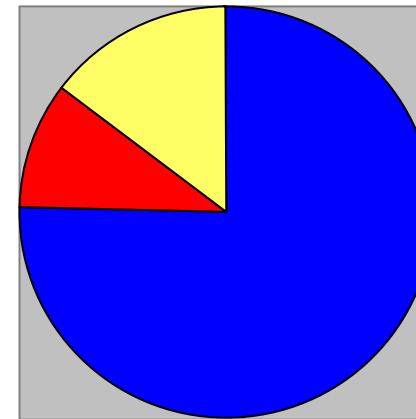
- 0 (51%)**
- 1 or 2 (38%)**
- 3 to 5 (12%)**
- Over 5 (7%)**

Question 3: How happy were you with the response you received?



- Very happy (54%)**
- Happy (15%)**
- Satisfied (22%)**
- Unhappy (8%)**
- Very unhappy (1%)**

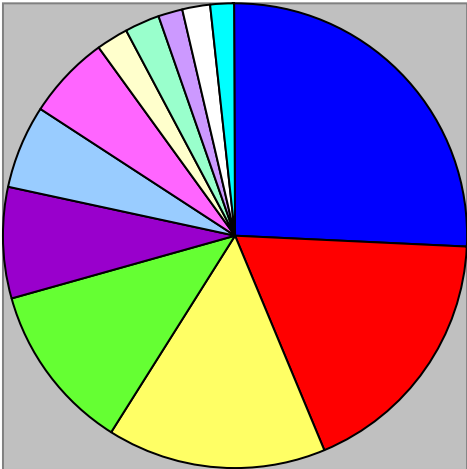
Question 4: Do you welcome longer opening hours for GP surgeries in Swindon?



- Yes (75%)**
- No (10%)**
- Unsure (15%)**

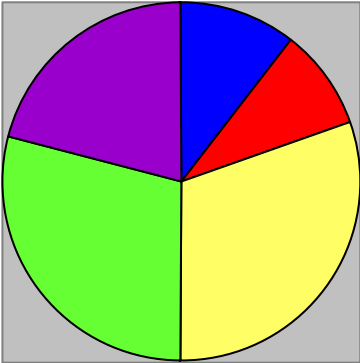
Michael Wills MP Resident Survey Responses

Question 5: What type of community facility would you most like to see in your area?



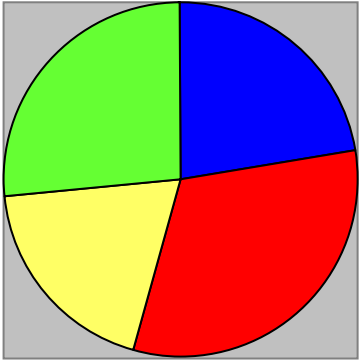
- Community Centre (25%)
- Swimming pool (18%)
- Play area (15%)
- Library (12%)
- Skate park (8%)
- Youth facilities (6%)
- Pub (6%)
- Police station (2%)
- Post office (2%)
- Green park area (2%)
- Nursing home (2%)
- Leisure centre (2%)

Question 6: How satisfied were you with the provision of affordable housing in Swindon?



- Very satisfied (11%)
- Fairly satisfied (9%)
- Satisfied (30%)
- Dissatisfied (29%)
- Very dissatisfied (21%)

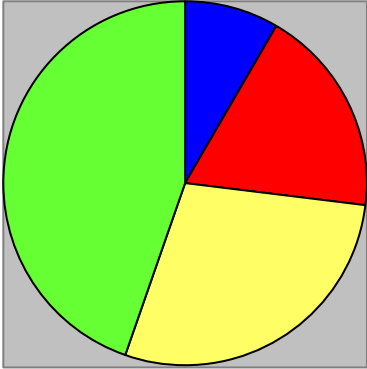
Question 7: Have you experienced problems with anti-social behaviour in your area?



- Yes, regularly (22%)
- Yes, more than once (32%)
- Yes, only once (19%)
- No (27%)

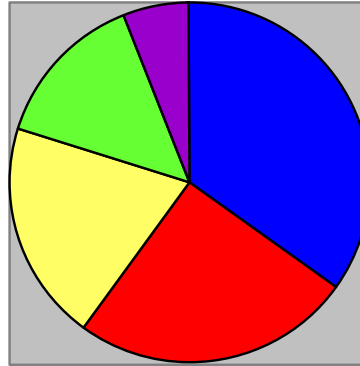
Michael Wills MP Resident Survey Responses

Question 8: What do you think would be most effective in combating anti-social behaviour in your area ?



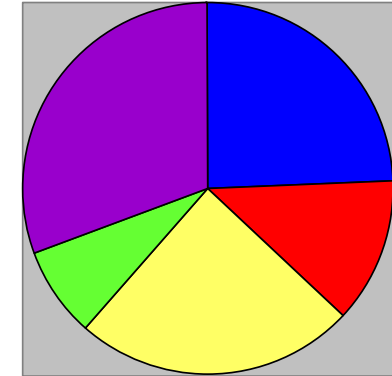
- Neighbourhood watch (8%)**
- More CCTV (18%)**
- More youth facilities (28%)**
- More police (46%)**

Question 9: How satisfied are you with recycling and waste collection services in Swindon ?



- Very satisfied (34%)**
- Fairly satisfied (25%)**
- Satisfied (20%)**
- Dissatisfied (15%)**
- Very dissatisfied (6%)**

Question 10: What do you think would be most effective in easing traffic congestion in your area?



- Traffic calming measures (25%)**
- More pedestrian only streets (12%)**
- More cycle lanes (25%)**
- More bus lanes (8%)**
- More public transport (30%)**